

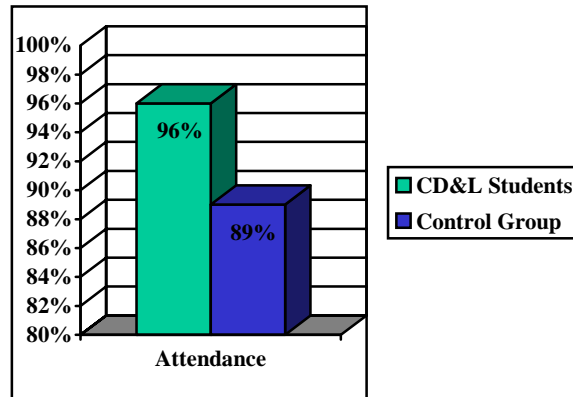
**2004 – 2005 Findings from Schools Using the
Character Development & Leadership Curriculum**

A study of 11 schools that met the criteria for the Study

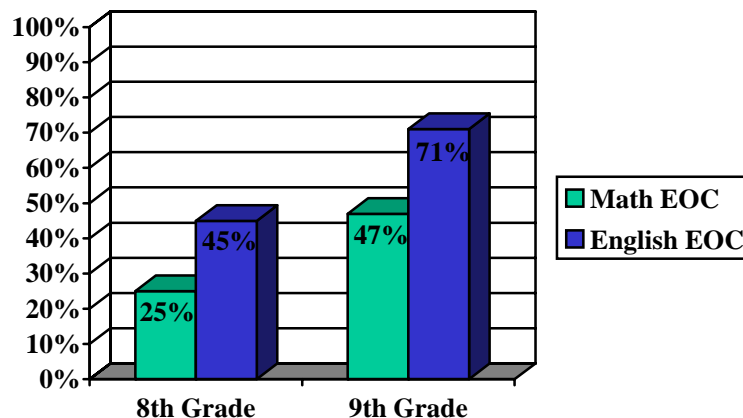
2004-2005 Data from Schools Using Character Development & Leadership Curriculum

In the 2004-2005 school year 74 high schools used a curriculum called Character Development & Leadership (CD&L). Of those schools, 28 schools participated in the research study. Of those schools, 11 met the criteria to be included in the study: (1) students in the course completed the on-line pre-test, (2) students in the course completed the on-line post-test and (3) schools collected official office data on attendance, suspensions, grade point averages and End of Course (EOC) tests. Additionally, four schools provided control groups. Finally, it should be noted that of the 11 schools included in this report, all of the students were freshmen.

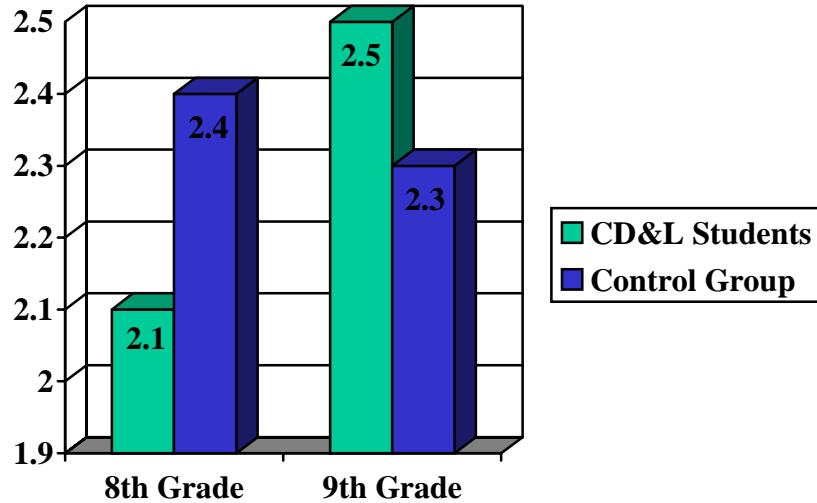
Attendance: Students who took the CD&L course were compared against students who did not take the course. CD&L students had an attendance rate of 96% compared to an 89% rate for students who did not take the course.



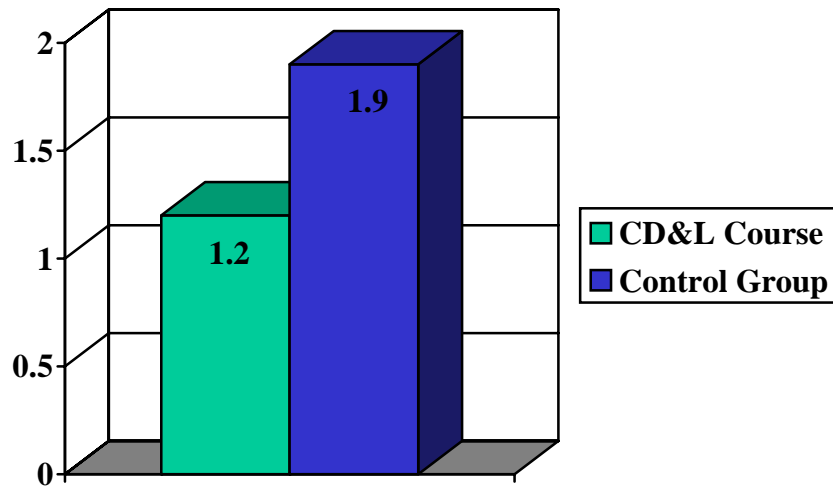
End of Course Tests: With the advent of the Federal Initiative called *No Child Left Behind*, most schools are basing their success/failure on End of Course tests. The only EOC tests that are taken by all freshmen are English and Math. In the previous year, only 45% students of the students who took the CD&L course passed their 8th grade English EOC test and only 25% passed their 8th grade math EOC test. After participating in the Freshmen Academy, 71% of the students passed their English EOC test and 47% passed their math EOC test.



Grade Point Average: Students who took the CD&L course improved their GPA from 2.1 in 8th grade to 2.4 in 9th grade and the GPA among the control group decreased from 2.4 in 8th grade to 2.3 in 9th grade.



In School Suspension: The students who took the CD&L course were put in in-school suspension an average of 1.2 days during the semester they took the course. Freshmen who did not take the course were put in in-school suspension an average of 1.9 days in the same semester.



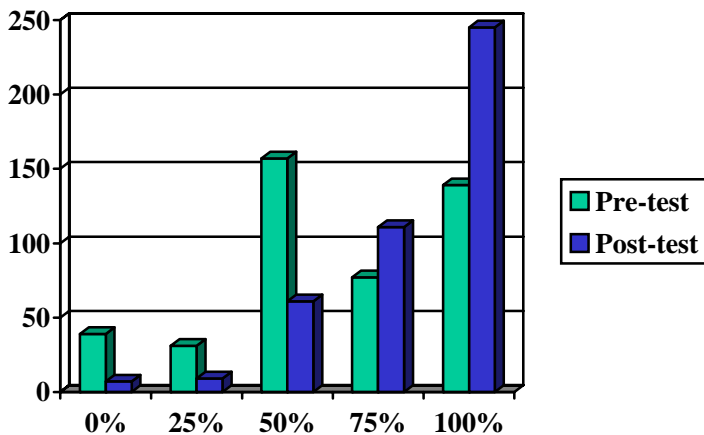
On-line Survey: Students who enrolled in the CD&L course also took a 102 question on-line survey in the first week of the semester and again in the last week of the semester. The following variables moved in the **right direction, but did not have statistical significance**:

- Decreased use of **alcohol** this semester than in the previous semester
- Decreased smoking of **cigarettes** this semester than in the previous semester
- Less likely to **ride in a car** with someone who had been **drinking**
- Less likely to **cheat on an exam** this semester than in the previous semester
- Less likely to **steal from a store** this semester than in the previous semester
- Less likely to **pick on another student** this semester than in the previous semester
- Increased use of the following traits: **empathy, tolerance, courage, self-control**

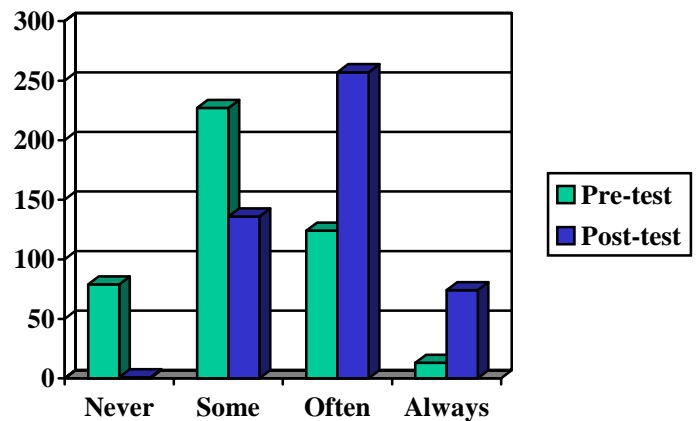
The following variables moved in **the right direction and were statistically different** from pre- to post-test at the .05 level.

- Increased use of the following traits: **responsibility, honesty, perseverance, respect, leadership**
- Students are more **confident that they will graduate** from high school
- Students are more **confident that they will go to college**
- Decreased use of **marijuana** this semester than in the previous semester
- Students reported less times **skipping class** this semester than in the previous semester
- Increased community service this semester than in the previous semester

Graduate from HS



Demonstrated Responsibility In Previous Semester



Student Feedback: Students rated the class very positively. Of those who completed the course:

- 92% of the students said they would recommend the course to a friend.
- On a scale of 1 – 10, students rated the class as an 8.77.